



TRIDENT THRESHOLD RAMP for the best passage over indoor thresholds



TRIDENT THRESHOLD RAMP

One package contains 8 threshold ramps or accessory sets.

Article	Depth mm	Length mm	Artnr piece	Artnr package
---------	-------------	--------------	----------------	------------------

Champagne (brown anodised)

TR 140 C - 80	140	800	781011-80	781011-80F
TR 140 C - 96	140	960	781011	781011F
TR 205 C - 80	205	800	781016-80	781016-80F
TR 205 C - 96	205	960	781016	781016F
TR 300 C - 80	300	800	781050-80	781050-80F
TR 300 C - 96	300	960	781050	781050F

Nature (natural anodised)

TR 140 N - 80	140	800	781022-80	781022-80F
TR 140 N - 96	140	960	781022	781022F
TR 205 N - 80	205	800	781027-80	781027-80F
TR 205 N - 96	205	960	781027	781027F
TR 300 N - 80	300	800	781055-80	781055-80F
TR 300 N - 96	300	960	781055	781055F

Wood (photographic wood pattern according to Decoral method)

TR W 140 - 80	140	800	781033-80	781033-80F
TR W 140 - 96	140	960	781033	781033F
TR W 140 - 160	140	1600	781034	
TR W 205 - 80	205	800	781038-80	781038-80F
TR W 205 - 96	205	960	781038	781038F
TR W 205 - 160	205	1600	781039	
TR W 300 - 80	300	800	781064-80	781064-80F
TR W 300 - 96	300	960	781064	781064F
TR W 300 - 160	300	1600	781066	

Accessories

Joint clamps for breadth /depth 270, 335, 400 mm				
JOINT SET for a joined threshold ramp	781102		781102F	

Support leg accessories

LEG SET, adjustable legs max. height 55 mm	781114		781114F	
LEG SET, adjustable legs max. height 100 mm	781118		781118F	
U SECTION, aluminium, length 800 mm	781125-80		781125-80F	
U SECTION, aluminium, length 960 mm	781125		781125F	

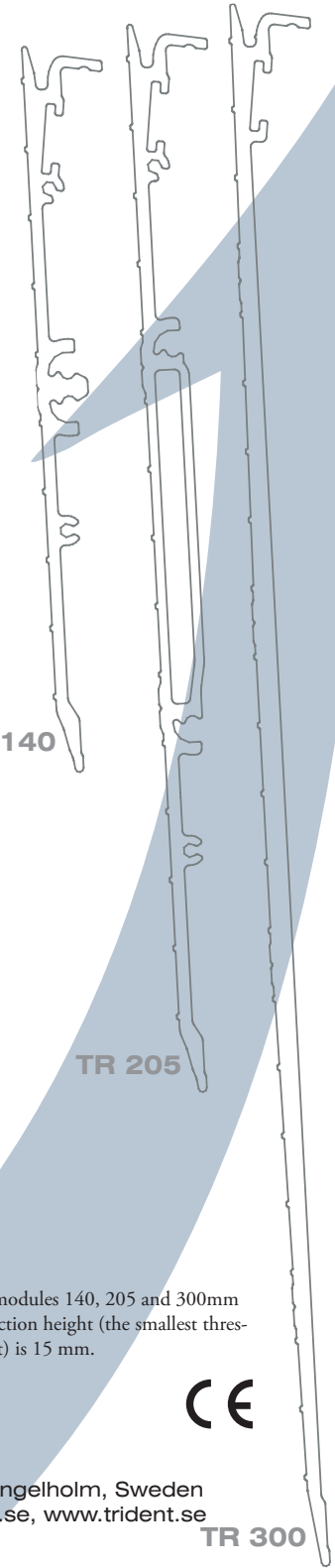
Other accessories

Drill template for threshold ramps and cover plate 780300				
Tape, double sided, 12 mm, 25 m	780312			

We can also produce threshold ramps in special designs.
We use five bar plate or standard plate with anti-slip tape
or lacquered with a special structure lacquer that provides
suitable anti-slip protection.

The TRIDENT THRESHOLD RAMP is patented and a registered design.

The three modules 140, 205 and 300mm
life size. Section height (the smallest thresh-
old height) is 15 mm.



TRIDENT THRESHOLD RAMP

Trident's new threshold ramps mean that we have also brought our module way of thinking to this group of products. We have also increased the alternatives for fitting. A new patent gives the possibility of placing the threshold ramp on legs that are height adjustable. The threshold ramp can be placed directly on the floor if you want to. The threshold ramp can naturally be fitted in the 'old' way too, i.e. hung on screws fixed in the threshold.



More stable and safe

There are three widths of our threshold ramps 140, 205 and 300mm. The design of the sections gives a significantly better strength and stiffness than the traditional threshold ramps made of a standard plate. The fitter does not need to spend time and work propping underneath. The user is given better stability and improved safety. It is also easier to roll over the ramp as, in practice, it has the same slope the whole way. A traditional threshold ramp made from a standard plate gets bent downwards more and develops a steeper slope in the high part.

Trident's threshold ramp is easier to roll up on to. The drive-up edge is only 1,5 mm high. The surface corrugations provide good anti-slip protection, the corrugations also protect the surface against wear and damage. Trident Threshold ramps look better longer.

Best economy and flexibility

The 300mm wide threshold ramp has a completely smooth underside. The two smaller modules have a patented design for the aluminium section that gives the possibility of bringing them together to form greater widths. These two module widths, 140mm and 205 mm, provide the possibility for as many as five alternative widths up to 400mm (140, 205, 270, 335, 400 mm). If needed, more modules can be joined together for even larger threshold ramps.

The two smaller modules are made so that plates can also be screwed on to the side of the ramp. These plates can work as dust protection or even protection against gliding off.

Two threshold ramp modules are quickly fitted together. Even with limited stock holding it is there fore possible to plan and carry out work immediately. The total time for driving, planning, purchasing and fitting can be significantly reduced. Less time is the same as lower costs. The ready-for-use time can also be brought forward as required. The Trident Threshold ramp gives you flexibility.



Real wood feeling


The Trident threshold ramp is available in three different alternatives of surface treatment and attractive patterns/colours. Two of these are anodised. Natural anodising gives an aluminium-coloured surface. We also have champagne colour i.e. a light brown anodising.

The third alternative is a lacquered surface with a photographic pattern that we call Wood. The simple reason is that the cover plate looks as though it was made from wood. A real wood feeling - but without the splinters.

The threshold ramps have the same surface treatment as our cover plates, which gives a unified appearance.

Pick the most suitable length

There are two main lengths 800 and 960 mm. The short one is for a quick fitting, where the threshold ramp will perhaps be used for a shorter period of time. The longer one is intended for places where a tailor-made adaptation is required. For special adaptations there is also the 1,6m length.

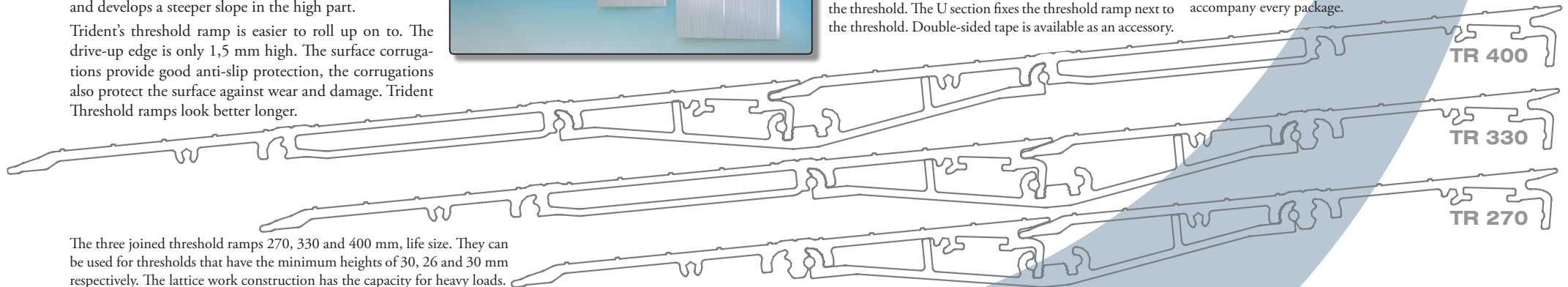


New way of fitting

The new alternative. You do not need to drill into the threshold. Put it on adjustable legs. The height interval is 20 to 100 mm. Without support legs the lowest height is 15 mm. The legs can be combined with a U section that is fixed to the threshold. The U section fixes the threshold ramp next to the threshold. Double-sided tape is available as an accessory.

Environmentally-friendly packaging

The threshold ramps can be purchased in standardised packages that contain eight threshold ramps. The packaging is specially designed to protect the threshold ramps during transport and storage. The packaging is of course environmentally adapted. Detailed fitting instructions accompany every package.



The three joined threshold ramps 270, 330 and 400 mm, life size. They can be used for thresholds that have the minimum heights of 30, 26 and 30 mm respectively. The lattice work construction has the capacity for heavy loads.